

USB Programming

Door Switch (NC)

Specs:

Supply Voltage: 12 - 35V

Supply Current: 1.5 to 4A (Dependent on Pololu Setting)

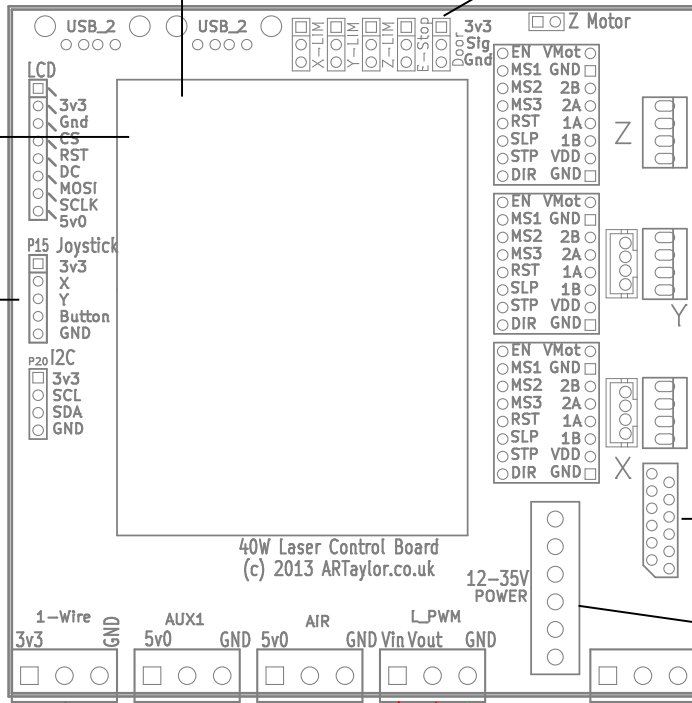
Control Outputs: Open Drain, 20V 2A Max

Accuracy: 1/16 Micro Stepping (0.00635mm/step theoretical)

5V Regulation: Up to 2A.

USB To PC



Optional Analog Joystick



Y Motor

X Motor & Endstops

Power & Laser Enable



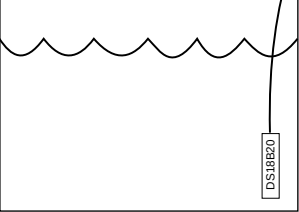
Don't forget Ground! (They are isolated)

Laser PSU

G P L G In 5v

Control Pot

Optional Coolant Sensor



Important:

The default 24V PSU supplied with the laser is approaching its capacity. If powering other accessories from the same power source, please watch out for overloading. Symptoms include: Random Resetting and Crashing mid-cycle.